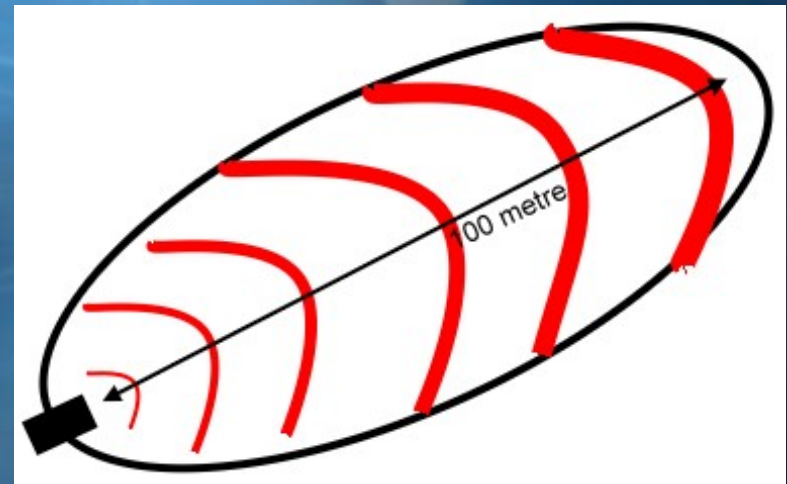
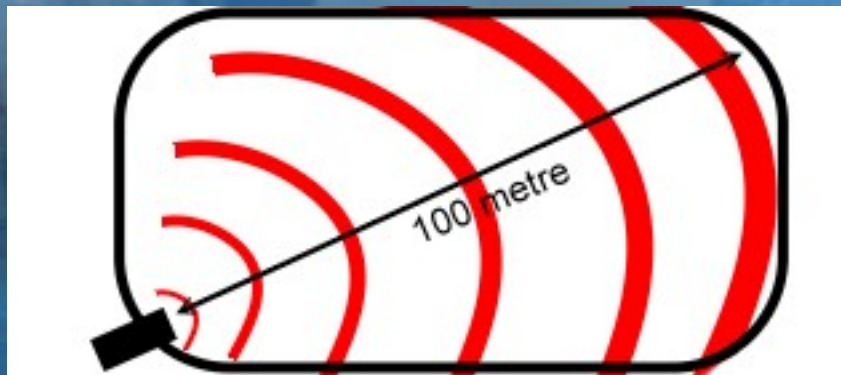


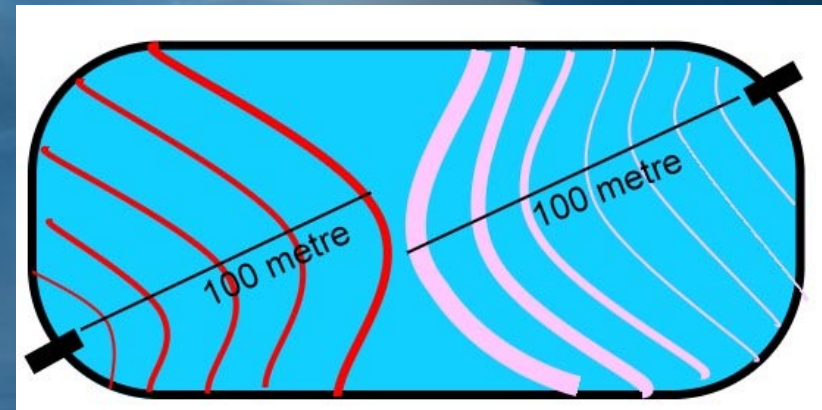
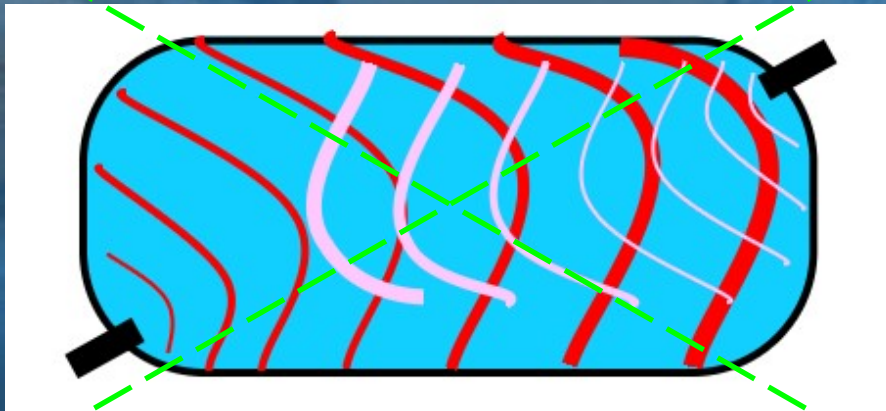
Installation Tips:

- Always make sure the 'transducer front' points towards the longest to be treated distance in the water.



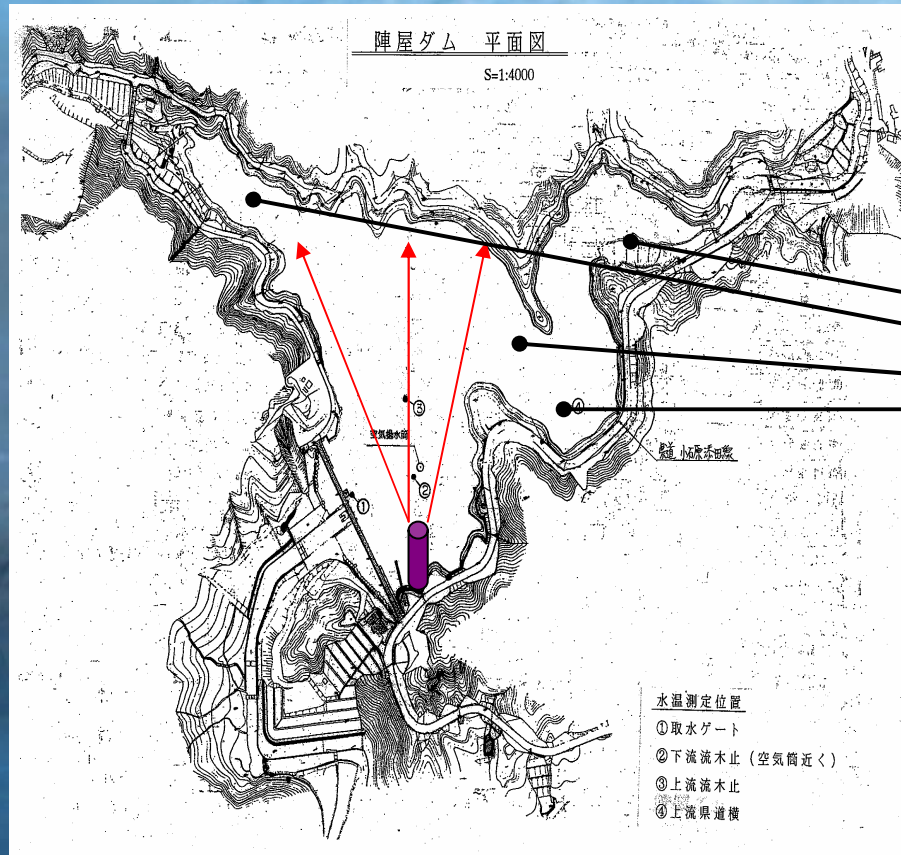
Installation notes:

- Always check that the transducer is completely submerged.
- Don't let the sound waves of multiple LG Sonics bounce with each other.



Installation notes:



- Avoid dead angles



■ dead angles

Installation notes:

- Do not use any materials that may absorb the sound waves



Installation notes:

- Keep the electronic box stored in a safe and dry place, with the cables pointing downwards.
- LG Sonic kills algae and does NOT remove it.
- Sometimes it takes weeks to see the effect on the algae.

Simple tests

When in doubt of electricity reaching the circuit box:

Check whether the LED on the circuit box blinks 4 seconds on and 1 second off.

Simple tests

When in doubt of the sound transmission to the transducer:

- Put the transducer front on your forehead. You will “feel” the ultrasound vibration.
- Look at the front of the transducer. If the center is clean, it works.

Simple tests

When in doubt:

- Of the effect of ultrasound on the algae:

Do the bottle/glass test:

Live
algae



Dead
algae